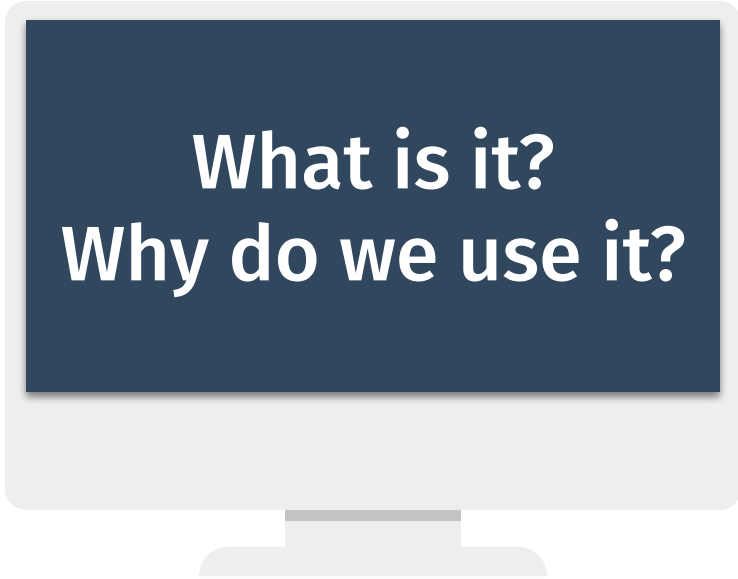


# Ordinal Consensus



What is it?  
Why do we use it?



Ordinal = Ranking  
Consensus = Majority Rules



Every judges score is converted to rankings.



The group with the most 1st Place Votes wins. Their rankings are then removed from the equation.



The group with the most “Best Votes” remaining earns the next placement.



Every judge holds equal weight in the outcome.

# Ordinal Consensus - Example 1

| 1st Place | Judge 1   | Judge 2   | Judge 3   | Judge 4 | Judge 5   | 1st place votes |
|-----------|-----------|-----------|-----------|---------|-----------|-----------------|
| Group A   | 6 - 167   | 5 - 182.5 | 6 - 162   | 5 - 158 | 6 - 176.5 | 0               |
| Group B   | 2 - 197   | 2 - 200   | 3 - 200.5 | 3 - 200 | 1 - 205   | 1               |
| Group C   | 5 - 173.5 | 6 - 181   | 5 - 162.5 | 6 - 156 | 5 - 178.5 | 0               |
| Group D   | 1 - 197.5 | 3 - 199   | 2 - 201.5 | 2 - 202 | 3 - 201.5 | 1               |
| Group E   | 4 - 178.5 | 4 - 188.5 | 4 - 178.5 | 4 - 189 | 4 - 180.5 | 0               |
| Group F   | 3 - 191.5 | 1 - 201.5 | 1 - 202.5 | 1 - 203 | 2 - 202   | 3               |

## Final Placements

1st - Group F

2nd -

3rd -

# Ordinal Consensus - Example 1

| 2nd Round | Judge 1   | Judge 2   | Judge 3   | Judge 4 | Judge 5   | Best Rank Remaining |
|-----------|-----------|-----------|-----------|---------|-----------|---------------------|
| Group A   | 6 - 167   | 5 - 182.5 | 6 - 162   | 5 - 158 | 6 - 176.5 | 0                   |
| Group B   | 2 - 197   | 2 - 200   | 3 - 200.5 | 3 - 200 | 1 - 205   | 2                   |
| Group C   | 5 - 173.5 | 6 - 181   | 5 - 162.5 | 6 - 156 | 5 - 178.5 | 0                   |
| Group D   | 1 - 197.5 | 3 - 199   | 2 - 201.5 | 2 - 202 | 3 - 201.5 | 3                   |
| Group E   | 4 - 178.5 | 4 - 188.5 | 4 - 178.5 | 4 - 189 | 4 - 180.5 | 0                   |

## Final Placements

1st - Group F  
2nd - Group D  
3rd -

# Ordinal Consensus - Example 1

| 3rd Round | Judge 1   | Judge 2   | Judge 3   | Judge 4 | Judge 5   | Best Rank Remaining |
|-----------|-----------|-----------|-----------|---------|-----------|---------------------|
| Group A   | 6 - 167   | 5 - 182.5 | 6 - 162   | 5 - 158 | 6 - 176.5 | 0                   |
| Group B   | 2 - 197   | 2 - 200   | 3 - 200.5 | 3 - 200 | 1 - 205   | 5                   |
| Group C   | 5 - 173.5 | 6 - 181   | 5 - 162.5 | 6 - 156 | 5 - 178.5 | 0                   |
| Group E   | 4 - 178.5 | 4 - 188.5 | 4 - 178.5 | 4 - 189 | 4 - 180.5 | 0                   |

## Final Placements

- 1st - Group F
- 2nd - Group D
- 3rd - Group B

# Ordinal Consensus



## Things to Know

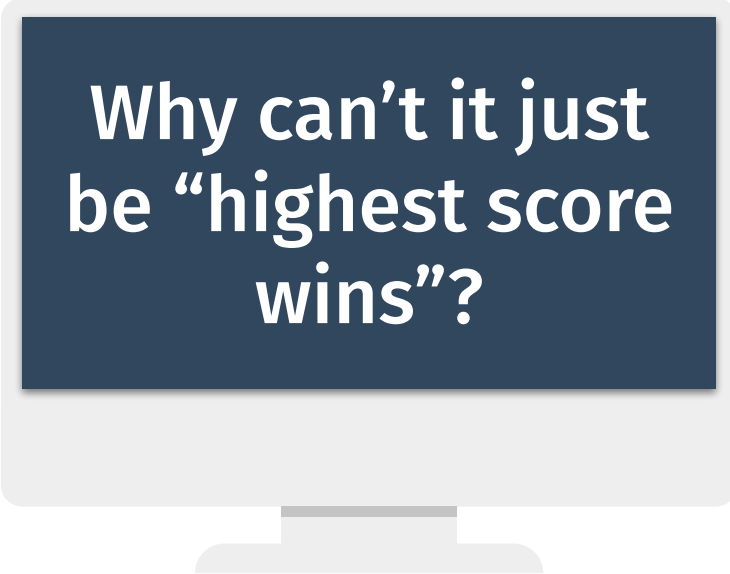
- Only works as “true consensus” with an odd numbered panel of at least five judges.
- No “tiebreakers” needed as long as judges don’t leave ties.

# “But...what if there’s a tie?!”

| 1st Place | Judge 1   | Judge 2   | Judge 3   | Judge 4 | Judge 5   | 1st place votes |
|-----------|-----------|-----------|-----------|---------|-----------|-----------------|
| Group A   | 6 - 167   | 5 - 182.5 | 3 - 200.5 | 5 - 158 | 6 - 176.5 | 0               |
| Group B   | 2 - 197   | 2 - 200   | 6 - 162   | 1 - 203 | 1 - 205   | 2               |
| Group C   | 5 - 173.5 | 6 - 181   | 5 - 162.5 | 6 - 156 | 5 - 178.5 | 0               |
| Group D   | 1 - 197.5 | 3 - 199   | 2 - 201.5 | 2 - 202 | 3 - 201.5 | 1               |
| Group E   | 4 - 178.5 | 4 - 188.5 | 4 - 178.5 | 4 - 189 | 4 - 180.5 | 0               |
| Group F   | 3 - 191.5 | 1 - 201.5 | 1 - 202.5 | 3 - 200 | 2 - 202   | 2               |

**1st Place - Group B**  
**2nd Place - Group F**

# Ordinal Consensus



Why can't it just be "highest score wins"?

- All judges use numbers differently.
- There is no clearly defined 10/10 in any given category because this is a subjective art form.
- Total Points allows a single judge to completely sway the results with their personal opinion.

# “Why can’t we just use Total Points?!”

| 1st Place | Judge 1   | Judge 2   | Judge 3   | Judge 4 | Judge 5   | 1st place votes |
|-----------|-----------|-----------|-----------|---------|-----------|-----------------|
| Group A   | 6 - 167   | 5 - 182.5 | 3 - 200.5 | 5 - 158 | 6 - 176.5 | 0               |
| Group B   | 2 - 197   | 2 - 200   | 6 - 162   | 1 - 203 | 1 - 205   | 2               |
| Group C   | 5 - 173.5 | 6 - 181   | 5 - 162.5 | 6 - 156 | 5 - 178.5 | 0               |
| Group D   | 1 - 197.5 | 3 - 199   | 2 - 201.5 | 2 - 202 | 3 - 201.5 | 1               |
| Group E   | 4 - 178.5 | 4 - 188.5 | 4 - 178.5 | 4 - 189 | 4 - 180.5 | 0               |
| Group F   | 3 - 191.5 | 1 - 201.5 | 1 - 202.5 | 3 - 200 | 2 - 202   | 2               |


**Consensus Winner - Group B**

**Sum of Ranks Winner - Group F (Sum of 12)**

**Total Points Winner - Group F (Total of 997.5)**



# Ordinal Consensus



What happens  
with only 3 or  
even number of  
judges?

- We can still start the process by turning scores to ranks and looking for a “majority rules”, but have to have tiebreakers built-in.
- My standard/suggested tiebreakers:
  - a. Sum-of-Ranks
  - b. Total Points
  - c. Vocal Score
  - d. Visual Score

# “What does it look like with 3 judges?”

| 1st place |   | Division | Judge 1 | Judge 2 | Judge 3 | 1st place votes | Sum of Ranks (Tiebreaker 1) | Total Score (Tiebreaker 2) | Vocal Score (Tiebreaker 3) | Visual Score (Tiebreaker 4) |
|-----------|---|----------|---------|---------|---------|-----------------|-----------------------------|----------------------------|----------------------------|-----------------------------|
| Group     | A | Mixed    | 6       | 7       | 7       | 0               | 20                          | 351                        | 190.5                      | 160.5                       |
| Group     | B | Mixed    | 8       | 9       | 9       | 0               | 26                          | 317.5                      | 174                        | 143.5                       |
| Group     | C | Mixed    | 2       | 6       | 4       | 0               | 12                          | 394.5                      | 219.5                      | 175                         |
| Group     | D | Mixed    | 9       | 8       | 8       | 0               | 25                          | 305                        | 164.5                      | 140.5                       |
| Group     | E | Mixed    | 7       | 5       | 6       | 0               | 18                          | 355                        | 199                        | 156                         |
| Group     | F | Mixed    | 3       | 2       | 5       | 0               | 10                          | 392.1                      | 217.6                      | 174.5                       |
| Group     | G | Mixed    | 1       | 1       | 1       | 3               | 3                           | 416                        | 228                        | 188                         |
| Group     | H | Mixed    | 5       | 4       | 3       | 0               | 12                          | 386                        | 210.5                      | 175.5                       |
| Group     | I | Mixed    | 4       | 3       | 2       | 0               | 9                           | 390.5                      | 214                        | 176.5                       |

Placements  
1st Place - Group G

# “Why does it need tiebreakers?”

| 2nd Round |   | Division | Judge 1 | Judge 2 | Judge 3 | Best Ranks Remaining | Sum of Ranks (Tiebreaker 1) | Total Score (Tiebreaker 2) | Vocal Score (Tiebreaker 3) | Visual Score (Tiebreaker 4) |
|-----------|---|----------|---------|---------|---------|----------------------|-----------------------------|----------------------------|----------------------------|-----------------------------|
| Group     | A | Mixed    | 6       | 7       | 7       | 0                    | 20                          | 351                        | 190.5                      | 160.5                       |
| Group     | B | Mixed    | 8       | 9       | 9       | 0                    | 26                          | 317.5                      | 174                        | 143.5                       |
| Group     | C | Mixed    | 2       | 6       | 4       | 1                    | 12                          | 394.5                      | 219.5                      | 175                         |
| Group     | D | Mixed    | 9       | 8       | 8       | 0                    | 25                          | 305                        | 164.5                      | 140.5                       |
| Group     | E | Mixed    | 7       | 5       | 6       | 0                    | 18                          | 355                        | 199                        | 156                         |
| Group     | F | Mixed    | 3       | 2       | 5       | 1                    | 10                          | 392.1                      | 217.6                      | 174.5                       |
| Group     | H | Mixed    | 5       | 4       | 3       | 0                    | 12                          | 386                        | 210.5                      | 175.5                       |
| Group     | I | Mixed    | 4       | 3       | 2       | 1                    | 9                           | 390.5                      | 214                        | 176.5                       |

## Placements

1st Place - Group G

2nd Place - Group I

# “What happens to the groups that lose the tiebreaker?”

| 3rd Round |   | Division | Judge 1 | Judge 2 | Judge 3 | Best Ranks Remaining | Sum of Ranks (Tiebreaker 1) | Total Score (Tiebreaker 2) | Vocal Score (Tiebreaker 3) | Visual Score (Tiebreaker 4) |
|-----------|---|----------|---------|---------|---------|----------------------|-----------------------------|----------------------------|----------------------------|-----------------------------|
| Group     | A | Mixed    | 6       | 7       | 7       | 0                    | 20                          | 351                        | 190.5                      | 160.5                       |
| Group     | B | Mixed    | 8       | 9       | 9       | 0                    | 26                          | 317.5                      | 174                        | 143.5                       |
| Group     | C | Mixed    | 2       | 6       | 4       | 1                    | 12                          | 394.5                      | 219.5                      | 175                         |
| Group     | D | Mixed    | 9       | 8       | 8       | 0                    | 25                          | 305                        | 164.5                      | 140.5                       |
| Group     | E | Mixed    | 7       | 5       | 6       | 0                    | 18                          | 355                        | 199                        | 156                         |
| Group     | F | Mixed    | 3       | 2       | 5       | 1                    | 10                          | 392.1                      | 217.6                      | 174.5                       |
| Group     | H | Mixed    | 5       | 4       | 3       | 1                    | 12                          | 386                        | 210.5                      | 175.5                       |

## Placements

1st Place - Group G

2nd Place - Group I

3rd Place - Group F